

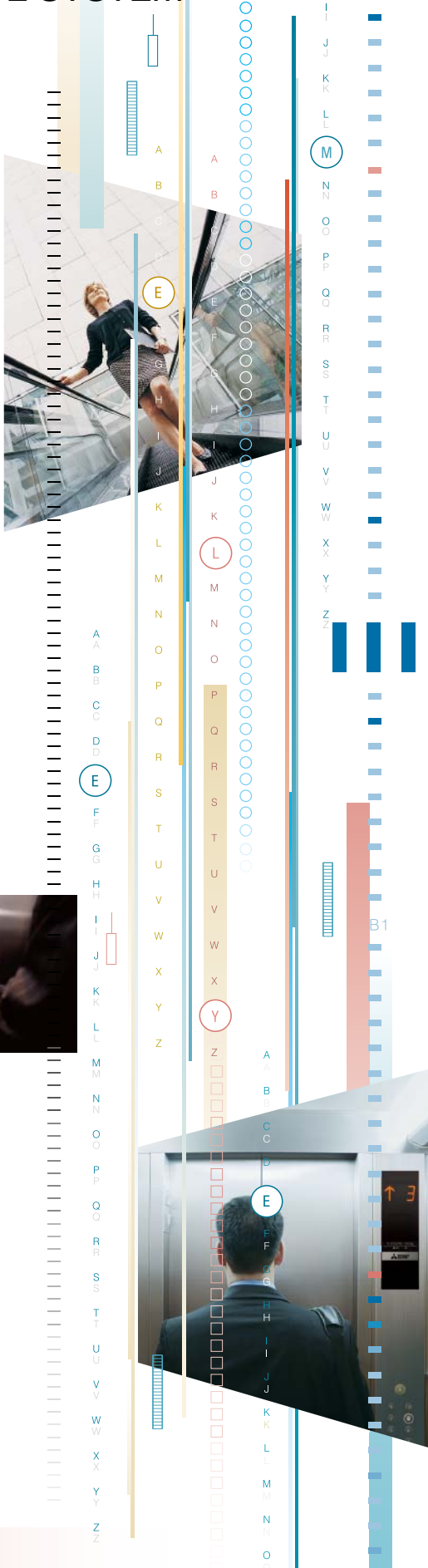
**MITSUBISHI
ELECTRIC**

Changes for the Better

ELEVATOR MONITORING AND CONTROL SYSTEM

for a greener tomorrow 


Quality 
inMotion™



Mel Eye

In recent years, the need for monitoring systems utilizing network technologies has increased. In large-scale international airports, for example, interfacing with the building and facility management control system has proved to be essential. In order to meet these requirements, Mitsubishi Electric has developed a sophisticated monitoring system - **Mel Eye** which utilizes web-based technologies.

Mel Eye closely observes the operational status of elevators and escalators that handle continually changing passenger traffic. This allows building managers to rapidly respond to changing traffic patterns, thus optimizing the performance of elevators and escalators and maximizing the added value of the whole building. The application of the latest network technologies has also greatly increased the number of controllable elevators and escalators, which minimizes the cost spent on facilities such as supervisory rooms and monitors. **Mel Eye** is our solution to futuristic building traffic monitoring systems.



Supervisory System **Mel Eye** Enhances Elevator and Escalator Operation Management with the Latest Network Technologies

† Latest Network Technologies

▶ Application of web server and web browser


Because the system configuration is hosted on a web server, the elevators and escalators can be monitored by multiple computers at any location desired within the network provided. The use of a web browser interface allows various functions.

▶ Application of Ethernet *

The high-speed broadband network using Ethernet facilitates smooth data communication between the server and the elevators and escalators. Connecting to a special high-security network** enables monitoring from anywhere in the building.

* Ethernet is a trademark of Xerox Corporation in the U.S.A.

** A special high-security network needs to be provided in addition to the general LAN circuit.



† User-friendly Screens

▶ Versatile monitoring screens

The system displays the operation mode of each elevator or escalator, or the operational status of each group, on user-friendly screens.

▶ Easy selection of screens

Straightforward mouse operation enables speedy selection of the required information.

▶ Reliable indications and alarm* for safety

To ensure passenger safety, indications to warn of all failures of elevators and escalators are provided. An optional alarm, which is activated for specific events such as group or individual car control failure can be added to the warning indications.

* The alarm is optional and requires speakers for the computer.

† Optional Features

▶ Remote control

A computer connected to the MelEye system can control the special and emergency* operations of the elevators: for example, Floor Lockout, VIP Operation, Operation by Emergency Power Source or Fire Emergency Return.

* For more details on special and emergency operations, please refer to "Main functions" on page 5 or in our product brochures.

▶ Scheduling of operations

In all buildings, there are flows of people moving to specific floors at specific time periods. Scheduling of special operations such as Intense Up Peak or Lunchtime Service can be preset to meet the demand inside the building.

▶ Statistical information

The past fault logs of the elevators and escalators and the operation logs of computers are recorded*. In addition, the traffic analysis function counts the calls of the elevators and measures the user waiting time. These functions enable the building manager to analyze the traffic flow statistically, and help optimize the efficiency of elevator and escalator operations.

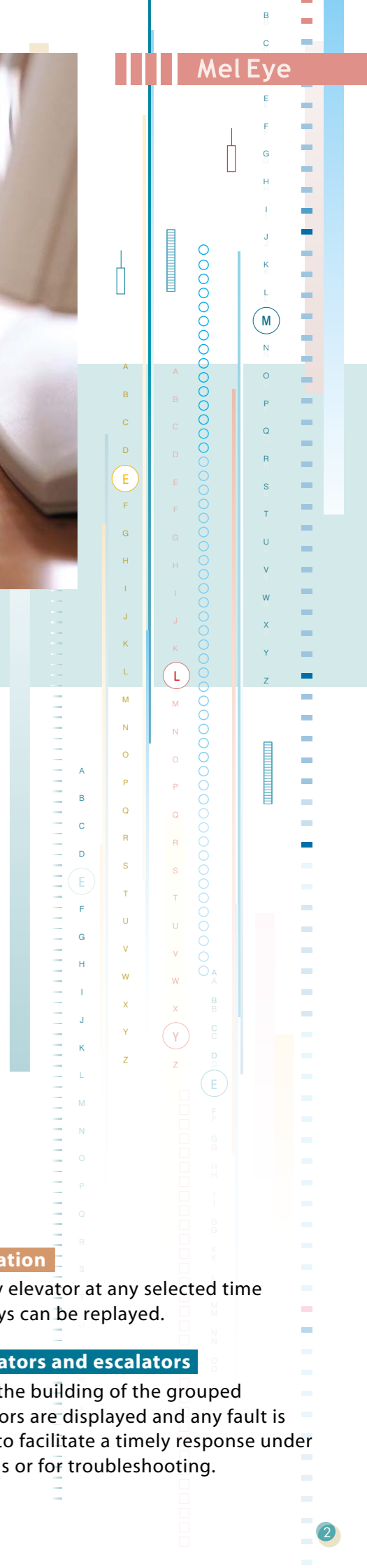
* This function is a standard feature.

▶ Play back information

The movement of any elevator at any selected time within the past 30 days can be replayed.

▶ Locations of elevators and escalators


The locations within the building of the grouped elevators and escalators are displayed and any fault is highlighted in order to facilitate a timely response under emergency conditions or for troubleshooting.



Versatile Features for Elevator and Escalator Operation Management

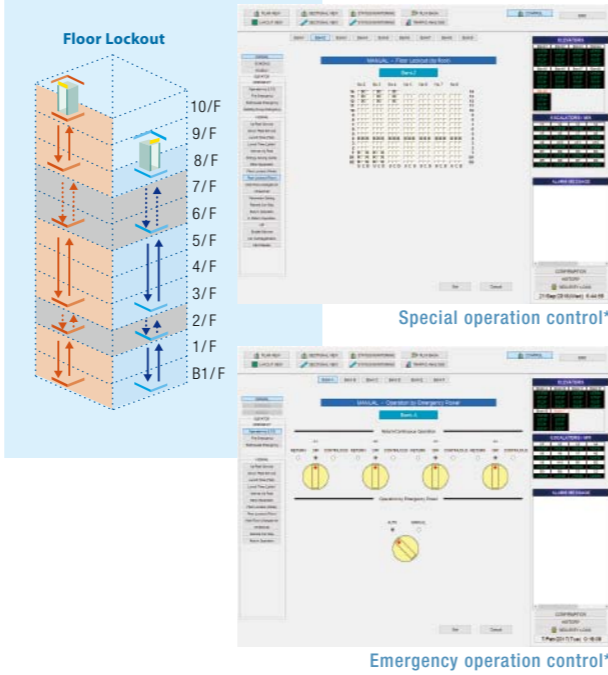
Monitoring screens

MeiEye's user-friendly screens show the detailed operational status of the elevators and escalators in real time.


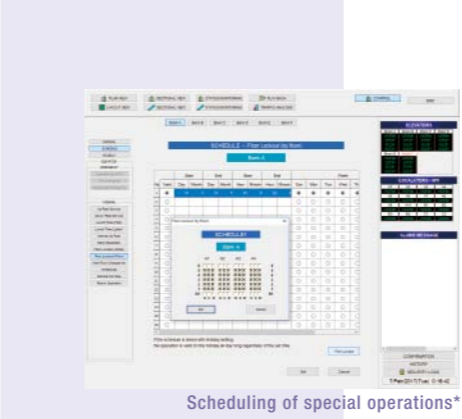


Remote control

A computer allows remote control of special and emergency operations.



Scheduling of special operations

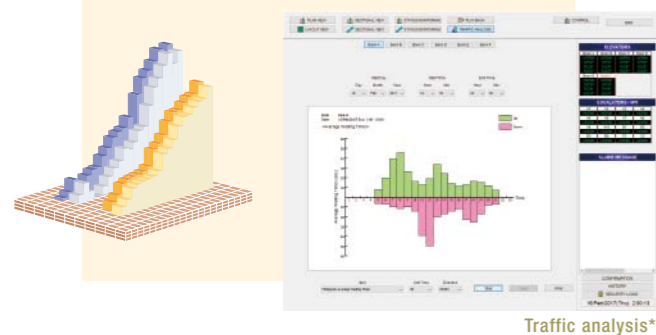


Statistical information

The past fault logs of the elevators and escalators are recorded in addition to the operation logs of the computer.



Operational data of the elevators, such as the number of calls, the average waiting time and long wait rate, are analyzed statistically.



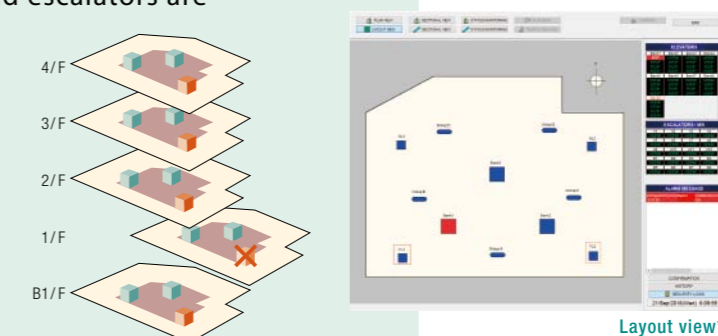
Play back information

The movement of any elevator at any selected time within the past 30 days can be replayed.



Locations of elevators and escalators

The locations within the building of the grouped elevators and escalators are displayed and any fault is highlighted.



*Optional feature

■ Main Functions

Classification	Function	Description	Application	
			Ele.	Esc.
Monitoring screens	Status monitoring	<ul style="list-style-type: none"> Monitors the operational status of elevators on three displays: "plan view," "sectional view" and "status monitoring." Monitors the operational status of escalators on two displays: "sectional view" and "status monitoring." 	S	S
Remote control and scheduling of operations*1	Special operation control	Controls or schedules the following special operations*2 manually via a computer: <ul style="list-style-type: none"> Floor Lockout (NS) · VIP Operation (VIP-S) Intense Up Peak (IUP) · Lunchtime Service (LTS) Up Peak Service (UPS) · Down Peak Service (DPS) Bank-separation Operation (BSO) Out-of-service – Remote (RCS) · Return Operation (RET) Main Floor Changeover Operation (TFS) 	0	-
	Emergency operation control	Controls the following emergency operations: <ul style="list-style-type: none"> Operation by Emergency Power Source (OEPS) Fire Emergency Return (FER) Earthquake Emergency Return (EER) 	0	-
Statistical information	Recording of operation control logs	Records the operation control logs of the computer in the past 90 days on HDD in CSV format.	S*3	-
	Recording of fault logs	Records the fault logs of elevators and escalators in the past 90 days on HDD in CSV format.	S	S
	Traffic analysis	Takes statistics of the number of calls, average waiting time and long wait rate of any specified period within the past 30 days and displays the results in the form of a spreadsheet or histogram.	0*4	-
Play back information	Play back	Plays back the movement of the elevator operation of any specified period within the past 30 days.	0	-
Locations of elevators and escalators	Layout view	Displays the locations of the grouped elevators and escalators installed in the building and highlights any fault.	0	0

Notes *1. Scheduled operation is not available for emergency operations and some of the special operations.
 *2. This table contains only some of the available operations. For further details, please refer to our product brochures.
 *3. If neither the special operation control nor the emergency operation control is applied, the operation control logs are not recorded.
 *4. Traffic analysis is not available when any of the elevator groups applies the following operations:
 • Destination Oriented Allocation System (DOAS) • Bank-separation Operation (BSO)

S: Standard
 0: Option
 -: Not applicable

■ The Number of Connectable Elevators or Escalators

In case only elevators are installed	In case both elevators and escalators are installed	
Up to 32 groups/96 units	Elevators	Up to 31 groups/64 units
	Escalators	Up to 30 units

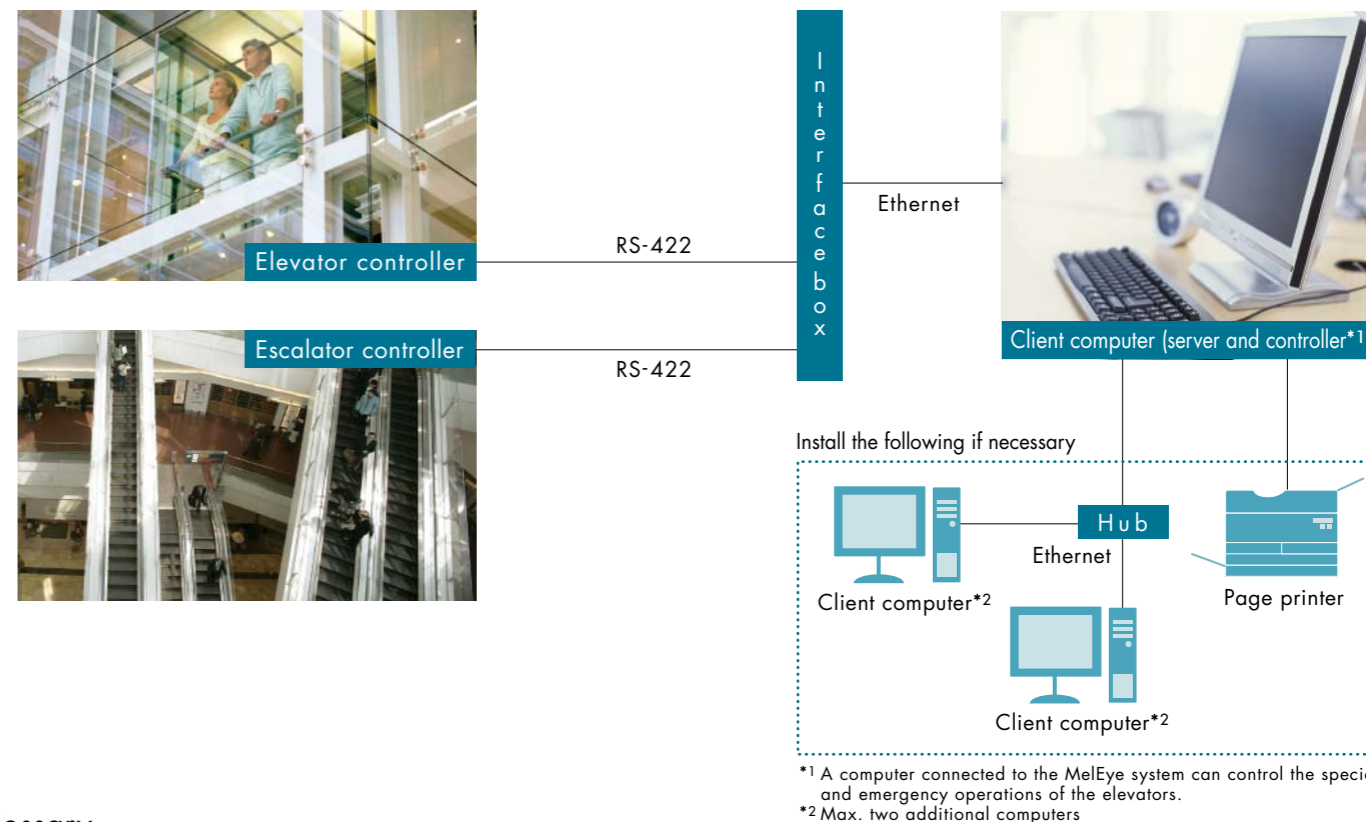
Notes 1. If the group or the unit number exceeds the maximum value in the above table, the network needs to be divided. In such cases, please consult our local agents.

■ Equipment Specifications

Device	Specification
Computer	<ul style="list-style-type: none"> CPU: Intel Core i5 2.9GHz or greater Main memory: 4.0GB or more HDD: 40GB or more
Monitor	<ul style="list-style-type: none"> 17" - 19" color LCD or CRT display Resolution: 1280 × 1024
Hub	10BASE-T/100BASE-TX
Printer	Page printer (option)

Notes
 1. Details in the table on the left represent the minimum specifications.
 2. Depending on the monitoring functions or the number of elevators/escalators, some capacities in the table on the left will be increased.
 3. Provision of power supplies is not included.
 4. Workstation equipment such as desks and chairs is not included.
 5. Uninterruptible power supply for power failure is not included.

■ System Configuration



*1 A computer connected to the MelEye system can control the special and emergency operations of the elevators.
 *2 Max. two additional computers

■ Glossary

- Ethernet:**
 This is a trademark of Xerox Corporation. It is a standard of bus formed LAN which was jointly developed by Xerox Corporation, Intel Corporation and DEC Corporation in 1980. It was standardized by IEEE802.3 (Institute of Electrical and Electronics Engineers Inc.).
- Comma separated value (CSV) format:**
 On the premise that a file is opened by spreadsheet software, the data is separated by commas or linefeeds when it is arranged. It is used for data exchanges among application software such as spreadsheet software or database software.
 *For more details, please refer to commercial computer glossaries.



State-of-the-Art Factories... For the Environment. For Product Quality.

Mitsubishi Electric elevators and escalators are currently operating in approximately 90 countries around the globe. Built placing priority on safety, our elevators, escalators and building system products are renowned for their excellent efficiency, energy savings and comfort. The technologies and skills cultivated at the Inazawa Works in Japan and 12 global manufacturing factories are utilized in a worldwide network that provides sales, installation and maintenance in support of maintaining and improving product quality. As a means of contributing to the realization of a sustainable society, we consciously consider the environment in business operations, proactively work to realize a low-carbon, recycling-based society, and promote the preservation of biodiversity.

ISO9001/14001 certification

Mitsubishi Electric Corporation Inazawa Works has acquired ISO 9001 certification from the International Organization for Standardization based on a review of quality management. The plant has also acquired environmental management system standard ISO 14001 certification.



for a greener tomorrow

Eco Changes is the Mitsubishi Electric Group's environmental statement, and expresses the Group's stance on environmental management. Through a wide range of businesses, we are helping contribute to the realization of a sustainable society.

MITSUBISHI ELECTRIC CORPORATION

HEAD OFFICE : TOKYO BLDG., 2-7-3, MARUNOUCHI, CHIYODA-KU, TOKYO 100-8310, JAPAN

www.MitsubishiElectric.com/elevator

⚠ Safety Tips: Be sure to read the instruction manual fully before using this product.