



INTERNATIONAL ELEVATOR & EQUIPMENT, INC.

A Group Company of



INSPIRING INNOVATION,
WEAVING A VIBRANT FUTURE:

OUR EMERALD LEGACY CONTINUES

CONTENT

Chairman & President's Message // 3

Board of Directors & Corporate Officers // 5

Story & History // 7

Vision Statement & Promise // 9

Products // 12

- Elevator
- Dumbwaiter
- Escalator
- Moving Walks
- Access Control System
- Building Management System
- Remote Maintenance Service
- Modernization
- Split Type Air Conditioner
- VRF City Multi System
- Modular Chiller
- Hydronics System
- Plasma Quad Connect
- Remote Controllers
- Duct Ventilator
- Air Conducting Unit
- Air Curtain
- Lossnay
- Jet Towel Hand Dryers
- Diesel Generator

Corporate Social Responsibility // 31

Milestone // 33

CHAIRMAN & PRESIDENT'S MESSAGE

Effective January 1, 2026, I am honored to assume the role of Chairman and President of the company. I would like to take this opportunity to sincerely thank all stakeholders for your ongoing trust, confidence, and support.

Our priority is to strengthen internal efficiency and collaboration across all departments. By fostering a culture of teamwork and accountability, we aim to enhance organizational effectiveness and ensure seamless execution of our business strategies. Strong internal alignment enables us to consistently deliver Mitsubishi-quality products and services to our customers.

Quality and safety remain our top priorities. We will continue to uphold Mitsubishi's global standards through strong governance, disciplined operations, and continuous improvement initiatives. These commitments are essential to maintaining our reputation for reliability, integrity, and excellence.

Furthermore, we are dedicated to developing our human capital, enhancing operational capabilities, and embracing innovation to respond proactively to market changes and customer needs. Sustainability, compliance, and ethical business practices will remain integral to our long-term strategy.

Through teamwork, accountability, and unwavering commitment, we aim to achieve sustainable growth and create long-term value for our customers, partners, employees, and society.

KAZUTOSHI FUJIMOTO
Chairman & President



BOARD OF DIRECTORS

- KAZUTOSHI FUJIMOTO**
Mitsubishi Electric Corporation
- TOSHIMITSU ITO**
Mitsubishi Electric Corporation
- KAORU SATO**
Mitsubishi Electric Corporation
- ALFREDO M. PANTALEON**
Mitsubishi Electric Corporation
- MASAAKI KOGA**
Mitsubishi Electric Building Solutions Corporation

CORPORATE OFFICERS

- KAZUTOSHI FUJIMOTO**
Chairman & President
- 1 KAORU SATO**
Executive Vice President
- 2 ALFREDO M. PANTALEON**
Vice President
- MICHAEL ISMAEL F. EUSOOF**
Human Resources Business Partner
- 3 GINA R. FLORES**
Chief Financial Officer / Treasurer
- 4 HENRY E. BAYONAS**
Assistant Vice President
Elevator & Escalator Safety and Quality Assurance





International Elevator & Equipment, Inc. (IEE) is a leading provider of high-end engineering and industrial services, catering to a wide range of establishments – from schools, hospitals, and homes to five-star hotels and prestigious buildings throughout the Philippines.

Since its establishment in 1969, IEE has consistently pursued excellence in the elevator industry through continuous product development aligned with international standards. As a proud member of the Mitsubishi Electric Group, IEE upholds the global industry leader's commitment to "Changes for the Better" – embracing continual innovation and growth by delivering the best services and latest technologies for the benefit of the community.

IEE's Head Office is located in Muntinlupa City, with branch offices in Cebu City and Davao City, service offices in Parañaque City, City of Manila, Makati City, Taguig City, Pasig City, and Quezon City, as well as satellite offices in Baguio, Lucena, Legazpi, Boracay, Iloilo, Zamboanga, and Cagayan de Oro.

We remain dedicated to expanding our reach across the country, bringing our services closer to out-of-town establishments and communities nationwide.




HISTORY

IEE began as a joint venture among its founder, Mr. Jesus V. Del Rosario, Mitsubishi Electric Corporation, and other Filipino businessmen. IEE officially opened its doors on April 1, 1969, with 36 employees, focusing on the sales and installation of elevators and escalators.

In 1977 and 1978, with the vision of becoming the primary provider of first-class mechanical products and services for both commercial and residential buildings, the company changed its name from *International Elevator & Escalator* to **International Elevator & Equipment, Inc. (IEE)** in 1977 and launched its air conditioning business in 1978. Over the years, IEE expanded its products and services to include Diesel Generators (with MHI Philippines), Jet Towel Hand Dryers, and Ventilators (in cooperation with Mitsubishi Electric Corporation).

Today, IEE has grown to over 1,600 employees and remains proudly affiliated with industry leaders **Mitsubishi Electric Corporation Group** and **Mitsubishi Electric Building Solutions Corporation of Japan**.



VISION STATEMENT

To be the prime solutions provider in the construction industry recognized for its topnotch performance.

To sustain and grow our business responsibly and be the partner of choice by:

- Delivering high-end quality engineering and industrial products and exceptional services to our customers;
- Operating in a safe, efficient, reliable, and sustainable way;
- Promoting employee development and welfare;
- Exceeding stakeholders' expectations; and
- Uplifting the quality of life of Filipino people by making everyday life easier and better where IEE's innovative products are present.

PROMISE

QUALITY POLICY

International Elevator and Equipment, Inc. (IEE) is dedicated to the continual improvement of our processes and resources to deliver high-quality products and services, ensuring an exceptional customer experience. We are also committed to complying with legal requirements and international standards, promoting environmental wareness, and upholding ethical principles in all our endeavors, including our socio-economic responsibilities.

SAFETY POLICY

International Elevator and Equipment, Inc. (IEE) is committed to providing a healthy, safe, and secure environment to protect its stakeholders.

It is also committed to meet the applicable regulatory standards, raise awareness, instill the importance of safe working procedures, and continuously develop the best practice.

SERVICE COMMITMENT

Our quality policy is our guiding principle as well as a guarantee to the clientele of its promise to provide first-rate customer service at all times. With more than 50 years of experience in the industry, IEE is committed in providing "Total Customer Satisfaction."

We also take pride in sharing the same passion for high-quality products and customer satisfaction with our employees. This is why we have designed programs to enrich our human resources because excellence cannot be achieved by providing high-quality products alone.

RELIABLE SERVICE RECORD

IEE's expertise in the business has carved a path in exploring even more ways to improve client satisfaction: technical assistance in system design and guaranteed 24 hours, seven days a week after-sales maintenance service that is backed by 100% technical support from Mitsubishi Electric Corporation.

We have an elevator training center for the continuous advancement of the knowledge of our employees. We foster a friendly and enthusiastic service culture and provide essential facilities like communication equipment and motorcycles to our servicemen so customers are assured that we value their trust in Mitsubishi Electric products and our services.

Beyond quality, we recognize and value our role in creating sustainable societies around the world. Our products are manufactured in environment-friendly facilities, made with minimal environment impact. Each product delivers years of quiet operation and energy-efficient performance in support of modern city.

Beyond quality, we recognize and value our role in creating sustainable societies around the world. Our products are manufactured in environment-friendly facilities, made with minimal environment impact. Each product delivers years of quiet operation and energy-efficient performance in support of modern city.

ELEVATOR

DUMBWAITER

ESCALATOR

MOVING WALKS

ACCESS CONTROL SYSTEM

BUILDING MANAGEMENT SYSTEM (BMS)

REMOTE MAINTENANCE SERVICE

MODERNIZATION

SPLIT TYPE AIR CONDITIONER

VRF CITY MULTI SYSTEM

MODULAR CHILLER

HYDRONICS SYSTEM

PLASMA QUAD CONNECT

REMOTE CONTROLLERS

DUCT VENTILATOR

AIR CONDUCTING UNIT (ACU)

AIR CURTAIN

LOSSNAY

JET TOWEL HAND DRYERS

Smart and swift set up

DIESEL GENERATOR

DIESEL GENERATOR
Reliable heavy-duty backup power



ELEVATOR

IEE keeps up with the latest in elevator technology as it is constantly being updated through the continual introduction of unique state-of-the-art technologies. Through our elevators, we help shape the modern Philippine cityscape by providing architects and developers with exciting options for innovative building design and energy-saving vertical transport system.

DUMBWAITER

The Ryoden H Series Dumbwaiter represents a more advanced environment-friendly model which offers improved operability, functionality, and safety, as well as an automatic energy-saving mode which effectively reduces power consumption.



ESCALATOR

Mitsubishi Electric's escalator system combines design aesthetics with safety and functionality. The range of functions we offer for customized escalators adds flair and incomparable value to any building property.

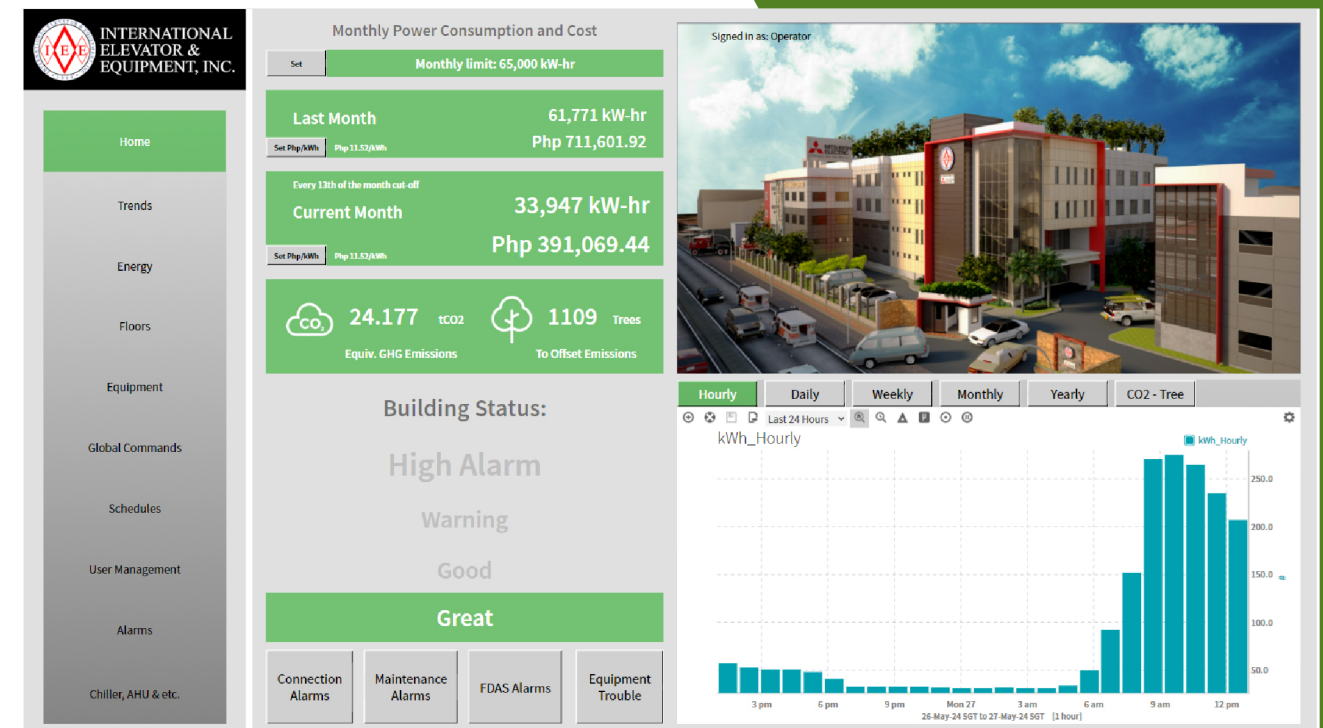


MOVING WALKS

Moving walks add yet another dimension to architectural space and can be installed either outdoor or indoor depending on the need. Mitsubishi Electric offers an array of moving walks in both flat and inclined system configurations. Utilizing basic structural technologies equivalent to those of our escalators which ensure the highest reliability, durability, safety, and cost-efficient performance.

ACCESS CONTROL SYSTEM

Mitsubishi Electric's MELSAFETY-PA is an access control system offering a simple way to start considering added security measures in the building. Access to the elevators can be controlled and managed using Radio Frequency Identification (RFID) and our state-of-the-art software management system. Make the right choice to maintain security and enhance the value of your building, office, residence, manufacturing facility, and other buildings that requires higher level of security management.



BUILDING MANAGEMENT SYSTEM (BMS)

BMS is a smart automation and control system that optimizes building performance, reduces energy consumption, and increases operational efficiency. By integrating and coordinating various building systems, a BMS provides detailed analytics and remote monitoring capabilities to help owners and facility managers improve sustainability, reduce costs, and enhance tenant satisfaction.




MODERNIZATION

By modernizing outdated elevator and escalator system, passengers experience shorter waiting time, smoother ride, and up-to-date equipment aesthetics. Embarking on modernization program also increases the value of the building, contributes to a significant reduction on electricity consumption, and maintenance expenses through our innovative energy-saving technology and added efficiency in the building management.



REMOTE MAINTENANCE SERVICE

"M's BRIDGE™" is global remote-maintenance service for the continuous monitoring, inspection and data analysis of elevators via a Mitsubishi Electric's Internet of Things (IoT) platform. The service will provide a range of maintenance-management support, such as failure analysis for early recovery and the formulation of optimal maintenance plans by global service bases. By improving the quality and efficiency of maintenance service, "M's BRIDGE™" is expected to contribute to improved safety, peace of mind and convenience for customers.





Mr.SLIM™ | R32

SPLIT TYPE AIR CONDITIONER

A wide selection of indoor and outdoor units ensures flexible, efficient air conditioning for any space. Options range from wall-mounted to ceiling-recessed designs, with the Plasma Quad Connect providing advanced air purification. Integrated with the M-NET system and powered by Mitsubishi Electric's energy-saving, low-noise technologies, these systems deliver reliable comfort and performance.




VRF CITY MULTI SYSTEM

Variable Refrigerant Flow (VRF) multi-system air conditioning systems distribute airflow in multiple directions and each indoor unit is controlled independently. IEE's flexible installation options and extensive range of indoor and outdoor units ensure the perfect match for any air conditioning needs.

MODULAR CHILLER e-Series

Chillers have played pivotal roles in temperature control for numerous applications over the decades. As the demand for greater energy efficiency and cost-effectiveness continues to rise, there is a growing need for innovative and economical solutions. Essential considerations when choosing the equipment encompass space requirements, noise levels, and product availability. The Mitsubishi Electric e-Series chiller stands as a stylish solution with its modular design, ensuring adaptability and flexibility to meet these diverse requirements effectively.



HYDRONICS SYSTEM

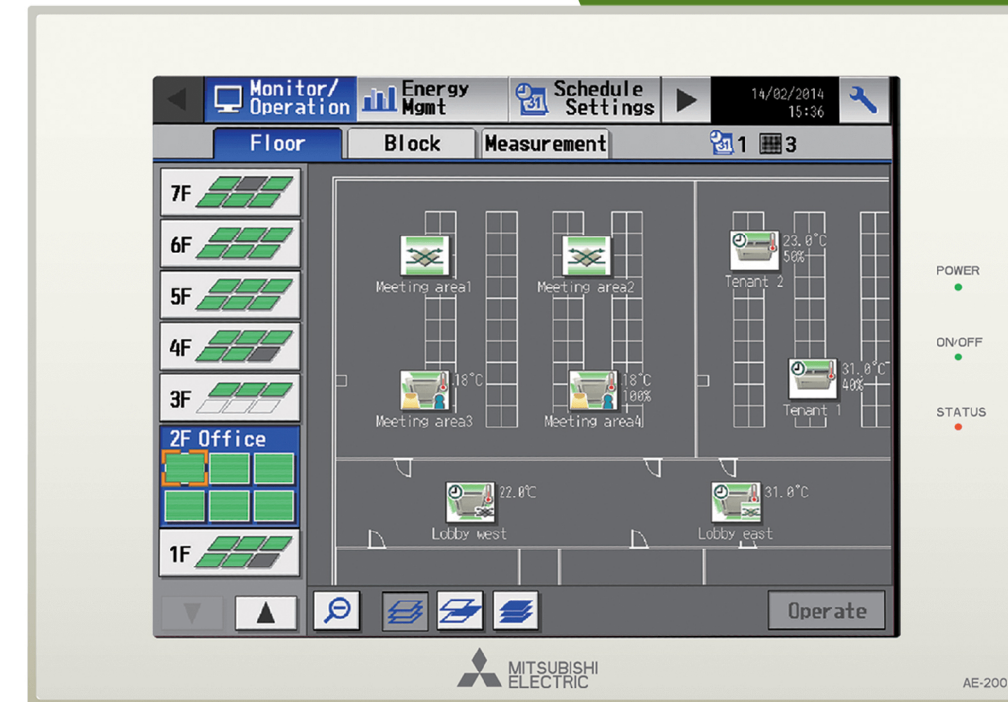

Climaveneta's success has been established on its capability to develop highly functional, high-quality products with the most innovative yet proven technologies for any system application.

The Hydronic System uses water as the medium for heating and cooling, this makes it highly efficient, using the minimum volume of refrigeration. These components ensure a comfortable temperature inside the building with flexibility in design and installation integrated into the system.

PLASMA QUAD CONNECT

Plasma Quad Connect significantly improves indoor air quality, providing peace of mind and reassurance for the physical and mental well-being of building occupants.

It is the ideal solution for a broad range of applications including hotels, education institution, healthcare, leisure, and offices.



REMOTE CONTROLLERS


Our air conditioning systems feature a range of remote controllers with essential and specialized functions. Integrated with Mitsubishi Electric's MELANS and M-NET systems, they enable efficient, centralized control, seamless communication, and improved system performance with reduced operating costs.

DUCT VENTILATOR



Expose to fresh air in the concealed room with Mitsubishi Electric Duct Ventilator. It features an elegant design with the slim grill and highly efficient ventilation that operates with minimal noise.

AIR CONDUCTING UNIT (ACU)



The Mitsubishi Electric ACU is engineered to enhance ventilation and air conditioning efficiency while reducing operating costs. Spaces such as car parks, warehouses, and factories often trap carbon dioxide and other unwanted gases due to inadequate ventilation. This ACU is designed to generate airflow that helps move exhaust gases toward ventilation equipment and evenly distributes conditioned air throughout the area.



AIR CURTAIN

To cater to the needs of open-front shops, shopping center stores, building complexes, and street-level businesses, Mitsubishi Electric has developed a range of high-performance air curtains. These systems create a barrier of air that shields interior spaces from temperature fluctuations, polluted air, and other external elements. Quiet yet powerful, our air curtains offer an energy-efficient solution for maintaining clean and comfortable indoor environments.




LOSSNAY

Mitsubishi Electric's unique Lossnay heat-exchange technology refreshes a room's air while maintaining its temperature and humidity. The Lossnay core features a diaphragm made of specially processed paper arranged in a cross-flow, plate-fin structure. This paper's advanced heat transfer and moisture permeability properties enhance heat recovery as air circulates through the core, leading to significant energy savings and a more comfortable indoor environment. Lossnay ventilators can be used independently or alongside air conditioning and ventilation systems.



JET TOWEL HAND DRYERS

These high-speed hand dryers are an original development of Mitsubishi Electric. These dryers use "jet blasts" of air to dry hands completely in seconds. This brings a new level of convenience and satisfaction to users while saving on operating costs. They can be found in public facilities such as hotels, malls, restaurants, and hospitals worldwide because of their energy-efficient, low-noise operation.



DIESEL GENERATOR

IEE, in partnership with Mitsubishi Heavy Industries, equips large commercial buildings with generator sets to provide emergency power in case of a power failure. The Diesel Generator combines a diesel engine and electrical alternator to provide electricity until the power comes back on.

CORPORATE SOCIAL RESPONSIBILITY

COMMUNITY

IEE embodies Mitsubishi Electric's Corporate Mission of continually improving technologies and services by applying creativity to all aspects of the business. This includes our practices and activities for our corporate social responsibility program.

In our pursuit of these principles, IEE has helped improve the quality of life in communities and society as a whole.

As a company, we recognize our responsibility to respect and protect nature and the environment. We are committed to meeting the applicable regulatory standards, fostering environmental awareness while upholding ethical principles in our operations and endeavors, these include our socio-economic responsibilities.

FOUNDATION

The IEE Foundation, Inc. was established to provide educational opportunities not just for the children of IEE employees but also for IEE employees who have rendered steadfast service to the Company for

years. The Foundation pays for the full tuition fees of the qualified scholars enrolled in any of the acclaimed schools in the country, along with living allowances and study equipment needed for the program. This is to ensure that our most valued employees and their families can look forward to a bright future.

ACTIVITIES

In collaboration with corresponding agencies, IEE plans internal events such as donations for disaster relief, plastic pollution awareness and tree-planting campaigns.

IEE also supports non-government organizations like Philippine Red Cross which is devoted to premier humanitarian services, by conducting an annual bloodletting activity to give succor to the people who are in need of blood.

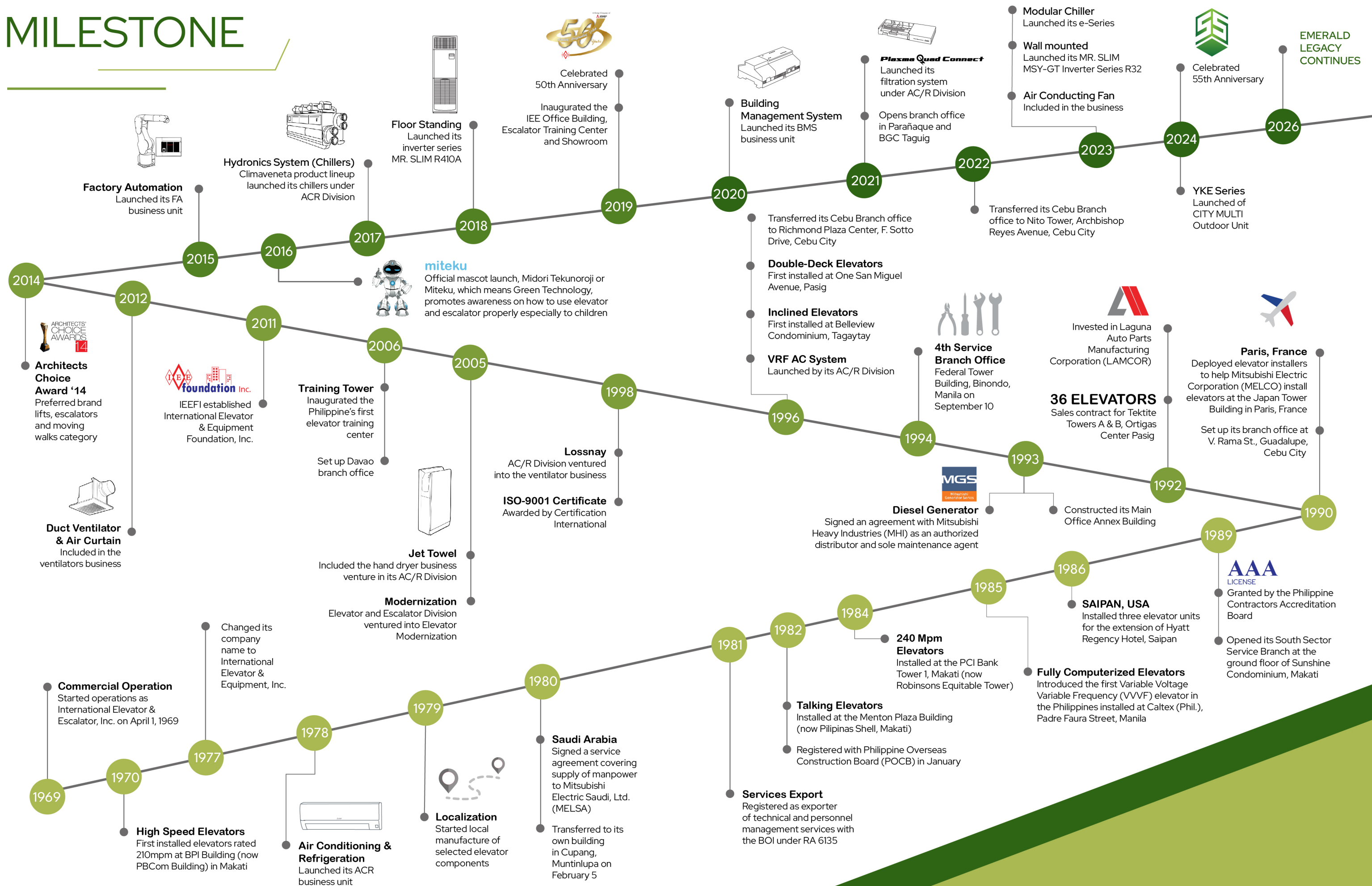
IEE has also collaborated with the Municipal Government of Rizal, Laguna by participating in tree planting activities to promote the importance of protecting the environment.

OUR VALUES:

- Trust
- Quality
- Technology
- Ethics & Compliance
- Humanity
- Environment
- Society



MILESTONE





INTERNATIONAL ELEVATOR & EQUIPMENT, INC.

Head Office: KM. 23 West Service Road, South Superhighway
Cupang, 1771 Muntinlupa City, Philippines
Tel Nos.: (632) 8842-3161
Fax No.: (632) 8842-3160
Email: marketing@iee.com.ph

Cebu Branch Office: Unit 1103, 11/F, 1 Nito Tower Archbishop Reyes Avenue, Lahug
6000 Cebu City, Cebu, Philippines
Tel Nos.: (032) 232-4270 / (032) 414-1429
Fax No.: (032) 232-4283
Email: ieecebu@iee.com.ph

Davao Branch Office: Krisfer Twin Alley Arcade, Palma C. Bangoy St., 8000 Davao City
Davao del Sur, Philippines
Tel No.: (082) 327-2686
Email: ieedavao@iee.com.ph

www.iee.com.ph
ph.mitsubishielectric.com/en